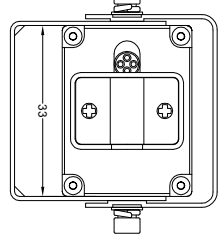
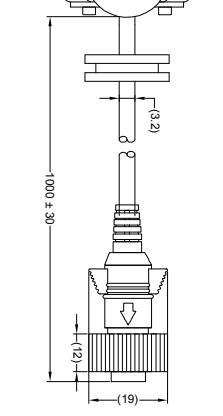
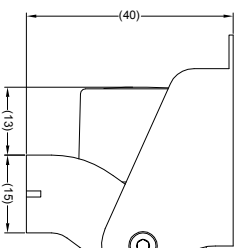
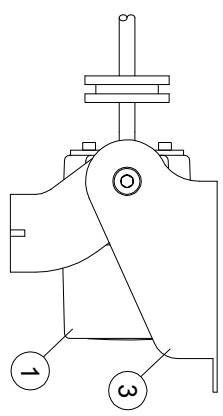
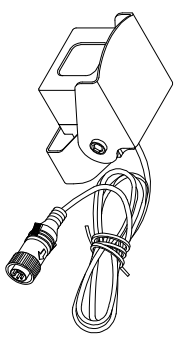
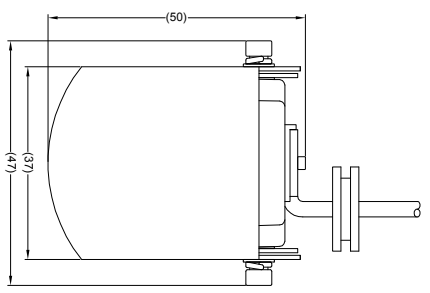
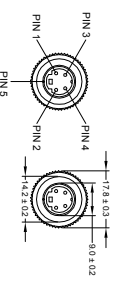


ITEM	STOCK CODE	QTY	DESCRIPTION
1	(#3483)	1	BE-820C-C CAMERA ONLY
2	(#3484)	1	BE-82XC-BKT CAMERA BRACKET
3	(#3485)	1	BE-82XC-SS CAMERA SUNSHIELD
4	(#3487)	1	BE-82XC-FIX CAMERA FIXING PACK
5	(#3488)	1	BE-82XC-IG INSTALLATION GUIDE (NOT SHOWN)

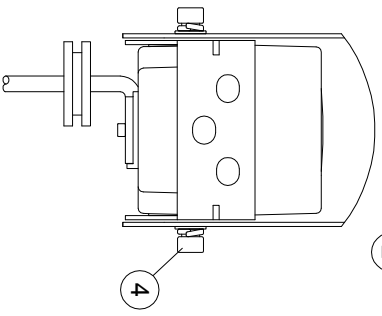


VIEW A



4 PIN MINI DIN MALE MATING FACE

PIN#	WIRE COLOUR	DESCRIPTION
1	YELLOW	VIDEO
2	RED	+12V
3	BLUE	N/C
4	WHITE	N/C
5	BLACK	GND



- NOTES:**
1. REFER TO "PRODUCT SPECIFICATION" FOR MORE DETAILS.
 2. REFER TO COMPONENT DRAWINGS FOR COMPONENT DETAILS.
 3. ENSURE SELF AMALGAMATING TAPE IS USED DURING INSTALLATION.
 4. ANY CUSTOMER MODIFICATION OF THIS PRODUCT CAUSING SUBSEQUENT FAILURE IS NOT A LIABILITY OF BRIGADE ELECTRONICS PLC.

PROPRIETARY NOTICE
 THIS DESIGN AND TECHNICAL INFORMATION APPEARING ON THIS DRAWING IS THE PROPERTY OF BRIGADE ELECTRONICS, AND IS DISCLOSED IN CONFIDENCE. IT IS NOT TO BE COPIED, REPRODUCED, REVEALED TO OR EXPLOITED BY OTHERS, EITHER IN WHOLE OR IN PART WITHOUT THE EXPRESS WRITTEN CONSENT OF BRIGADE ELECTRONICS.



Assembly Pl Approval		Approved by		Checked by		Drawn by	
DKERAL		JNEWMAN		M BUTLER			
Angle of Projection	Third Angle	Units	Scale	Released	Assembly Ref	Status	Released
		mm	N/A	21/07/10	ECC-85	RELEASED	BE-820C
		Part No					BE-001150-01-10
							#1927A